

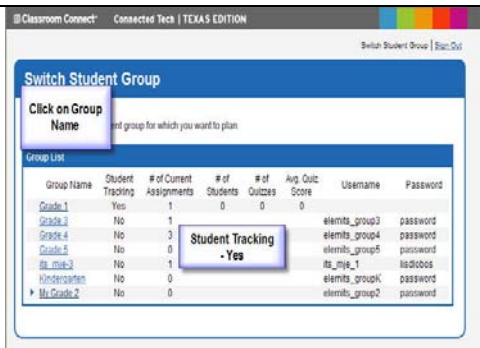
# Adding Students to Connected Tech – Typing Pal



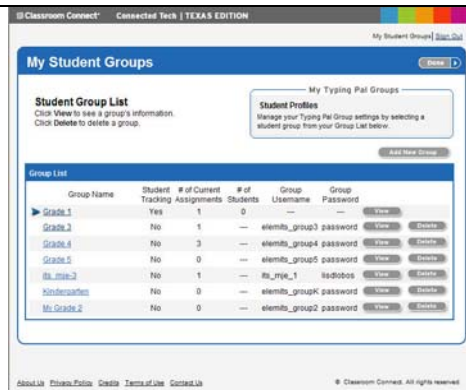
- Login to Connected Tech (<http://tech.classroom.com>)
- Username: Usernamelisd
- Password : lisdlobos



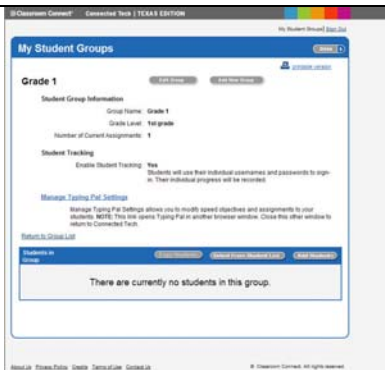
- Click on My Student Groups



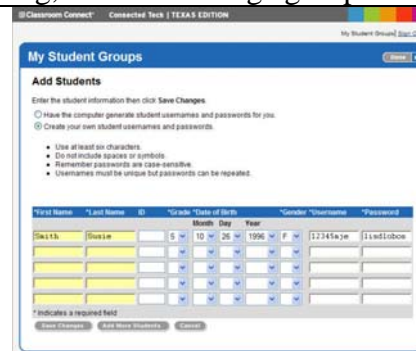
- Click on Group Name
- Student Tracking must be Yes for the group. This can be turned on after clicking the group name.



- Click on View button
- If you need to change the wpm or turn on student tracking, click on manage group settings



- Click on add students
- On next screen, Create your own username and password must have a green dot



- Required Fields for students:
- Last Name, First Name, Grade, Month, Day, Year of birth, gender,
  - Username: **ID#mje**
  - Password: **lisdlobos**
  - Click save changes after adding students
  - Click **Done** when all students are added